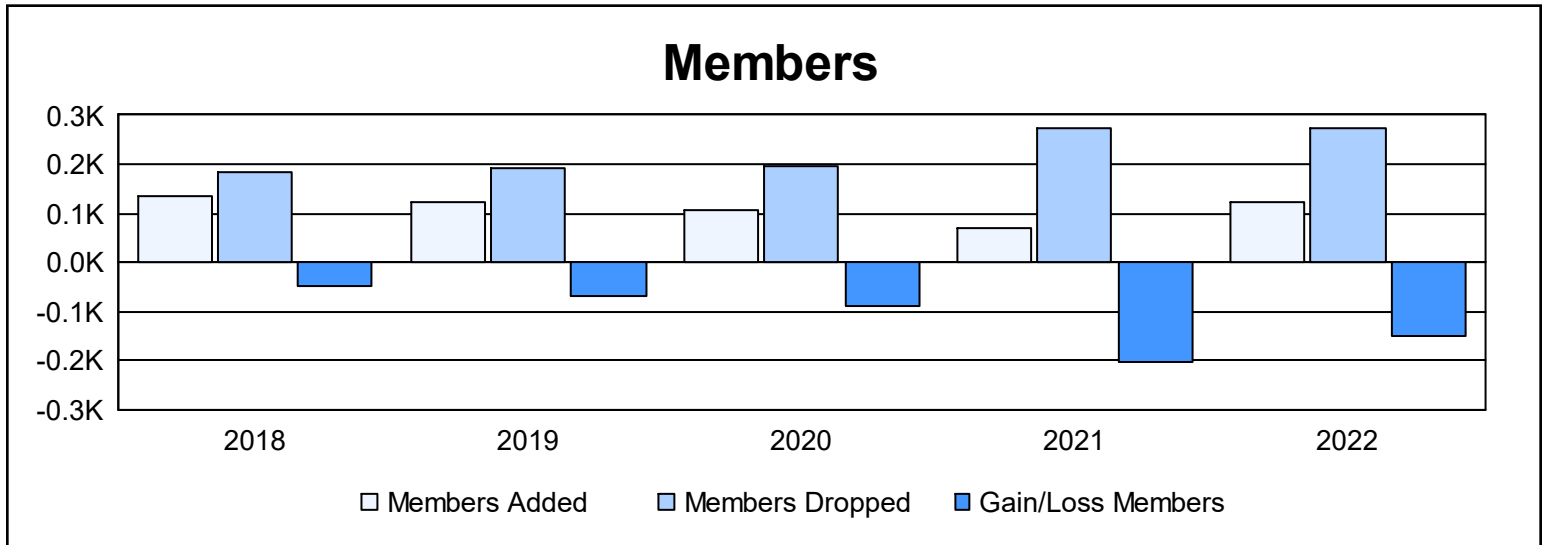
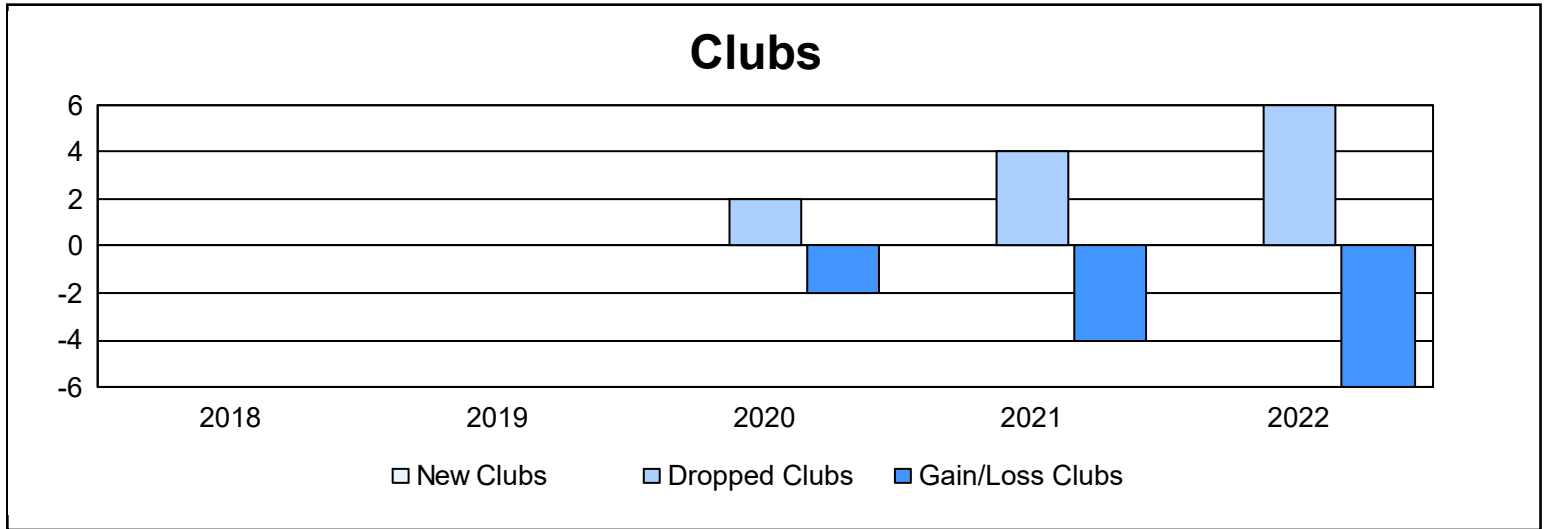
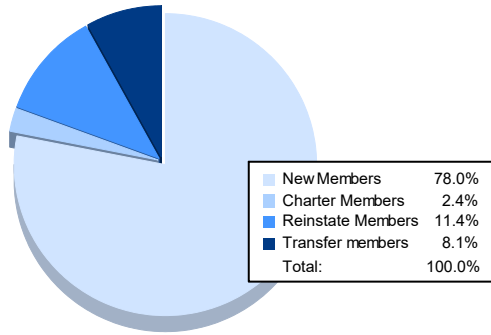


Year	New Clubs	Dropped Clubs	Gain/ Loss Clubs	New Members	Charter Members	Reinstate Members	Transfer Members	Total Member Added	Total Members Dropped	Gain/ Loss Members
2017-2018	0	0	0	123	0	2	10	135	183	-48
2018-2019	0	0	0	101	2	0	19	122	191	-69
2019-2020	0	2	-2	98	0	3	4	105	196	-91
2020-2021	0	4	-4	43	1	3	21	68	272	-204
2021-2022	0	6	-6	96	3	14	10	123	272	-149
<b>Average</b>	<b>0</b>	<b>2</b>	<b>-2</b>	<b>92</b>	<b>1</b>	<b>4</b>	<b>13</b>	<b>111</b>	<b>223</b>	<b>-112</b>



### Membership Composition June 2022 Cumulative



### Gender Composition June 2022 Cumulative

